


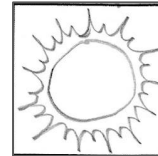



1 Generate ideas / *Abuur fikrado*



maximum of 50%/ugu badnaan 50%



Number of **words**/Tirada erayada → ___ ÷ 3 = ___%



Number of **simple** sketches/Tirada sawir-gacmeedyo fudud → ___ × 2% = ___%



Number of **better** sketches/Tirada sawir-gacmeedyo wanaagsan → ___ × 4% = ___%

2 Select the best and join together ideas / *Dooro kan ugu fiican oo ku biir fikradaha*

Circle the **best** ideas/Goobaabi fikradaha ugu fiican Circled/Goobaaban = □ 5%

Link into **groups** of ideas/Ku xidh kooxo fikrado ah Linked/Ku xidhan = □ 5%

3 Print reference images / *Daabac sawirada tixraaca*

maximum of 8 images

images/sawiro ___ × 5% = ___%

4 Thumbnail compositions / *Halabuurka thumbnail* maximum of 10 thumbnails

+1 thumbnail for rough collage/+ 1 thumbnail oo loogu talagalay isku-dhafka qallafsan = □ 8%

thumbnails/thumbnails ___ × 8% = ___%

5 Rough copy / *Nuqul qallafsan*

great quality+/tayo wanaagsan+

drawing/sawirid ___ × 25% = ___%

Total / Wadarta = ___%

NOTE: If you simply copy a picture from the internet, your mark drops to 25%.

FIIRO GAAR AH: Haddii aad si fudud sawir uga koobisay internetka, calaamaddaadu waxay hoos ugu dhacaysaa 25%.

Generate ideas / *Abuur fikrado*

Use lists, a web map, or simple drawings to come up with a LOT of ideas! If you already have an idea in mind, choose that as your central theme and expand upon it. Let your ideas wander - one idea leads to another. Drawings can be details of source images, different viewpoints, textures, technical experiments, etc.

Isticmaal liisaska, khariidad shabakad, ama sawiro fudud si aad ula timaado fikrado BADAN! Haddii aad horeba fikrad maskaxda ugu haysaa, dooro in uu yahay mawduucaaga udub-dhexaadka ah oo ku sii ballaadiyo fikradahaagu ha socdaan - hal fikrad ayaa u horseedaysa mid kale. Sawiradu waxay noqon karaan faahfaahinta sawirada ilaha, aragtiyo kala duwan, textures, tijaabooyin farsamo, iwm.

Adding up points for ideas / *Ku-darka qodobbada fikradaha*

Number of **words** / *Tirada erayada* → ___ ÷ 3 = ___ %

Number of **simple** sketches / *Tirada sawir-gacmeedyo fudud* → ___ × 2% = ___ %

Number of **better** sketches / *Tirada sawir-gacmeedyo wanaagsan* → ___ × 4% = ___ %

Select the best

Dooro kan ugu fiican

Draw circles or squares around your best ideas

Ku sawir goobo ama afargeesyo agagaarka fikradahaaga ugu fiican

You have selected the best 3-7 ideas = 5%

Waxaad dooratay 3-7 fikradood ee ugu fiican = 5%

Link the best into groups

Ku xidh kuwa ugu fiican kooxo

Draw dashed or coloured lines to link your best ideas into groups that could work well together

U sawir xariiqyo jajaban ama midab leh si aad fikradahaaga ugu fiican ugu xidhid kooxo si fiican u wada shaqayn kara

You have joined the best ideas with lines = 5%

Waxaad ku biirtay fikradaha ugu fiican oo leh khadadka = 5%

Print references / *Tixraacyada daabac*

- Print **SIX** reference images so you can accurately observe the challenging parts of your artwork. Taking and using your own photographs is preferred, but image searches are also fine.
Daabac lix sawir oo tixraac ah si aad si sax ah ugu fiirsato qaybaha adag ee shaqadaada farshaxan Qaadashada iyo isticmaalka sawiradaada ayaa la door bidaa, laakiin raadinta sawiradu sidoo kale waa fiican tahay.
- **Do not simply copy a picture that you find.** The idea is to edit and combine source images to create your own artwork. If you simply copy a picture, you are plagiarizing and will earn a zero for your idea generation and any criteria involving creativity in your final artwork.
Si fudud ha u koobiyn sawir aad hesho Fikradda ayaa ah in aad wax ka beddesho oo aad isku darto sawirada isha si aad u abuurto farshaxan adiga kuu gaar ah. *Haddii aad si fudud u koobiyayso sawir, waxaad been sheegaysaa oo waxaad ku kasban doontaa eber jiilka fikraddaada iyo shuruud kasta oo ku lug leh hal-abuurnimada farshaxankaaga ugu dambeeya.*
- Up to half of your pictures may be of drawings, paintings, or other artworks of others to use as inspiration. The other images must be realistic photographs.
Ilaa kala badh sawiradaadu waxay noqon karaan sawiro, rinjiyeyaal, ama farshaxano kale oo kuwa kale si loogu isticmaalo dhiirigelin Sawirada kale waa inay ahaadaan sawiro dhab ah.
- You must hand in the **printed** copy of the images to earn the marks.
Waa inaad dhiibtaa nuqulka daabacan ee sawirada si aad u kasbato calaamadaha.


Number of reference photos / *Tirada sawirada tixraaca* → ____ × 5% = ____%

Thumbnail compositions / *Halabuurka thumbnail*

- Create **TWO or more** thumbnail drawings anywhere in the idea development section.
Abuur LABA sawir ama in ka badan oo sawir gacmeed meel kasta oo ka mid ah qaybta horumarinta fikradda.
- These should be based on combinations of ideas that you come up with. Include your **background**.
Kuwaani waa inay ku saleysnaadaan fikradaha isku-dhafka ah ee aad la timid Ku dar asalkaaga.
- Experiment with unusual angles, viewpoints, and arrangements to help make your artwork stand out.
Ku tijaabi xaglo aan caadi ahayn, aragtiyo, iyo qabanqaabo si aad gacan uga geysato samaynta farshaxankaaga mid muuqda.
- Draw a frame around your thumbnails to show the edges of the artwork.
Ku sawir sawir ku wareegsan sawir-gacmeedkaaga si aad u muujiso cidhifyada farshaxanka.

Adding up points for THUMBNAIL drawings / *Ku-darka dhibcaha sawirada THUMBNAIL*

Number of **thumbnail** drawings / *Tirada sawirada thumbnail* → _____ × 8% = _____ %



Rough drawing / sawir qalafsan

- Take the best ideas from your thumbnails and combine them into an improved rough copy.
Ka soo qaado fikradaha ugu fiican sawirka thumbnails oo ku darso koobi qallafsan oo la hagaajiyay.
- Use this to work out the bugs and improve your skills before you start the real thing.
Isticmaal tan si aad u xalliso cayayaanka oo aad u horumariso xirfadahaaga ka hor inta aanad bilaabin waxa dhabta ah
- If you are using colour, use paint or coloured pencil to show your colour scheme.
Haddii aad isticmaalayso midab, isticmaal rinji ama qalin midab leh si aad u muujiso nidaamka midabkaaga
- Draw in a frame to show the outer edges of your artwork.
Ku sawir jir si aad u muujiso geesaha dibadda ee farshaxankaaga
- **Remember to choose a non-central composition.**
Xusuusnow inaad doorato halabuurka aan dhexe ahayn

Examples of ROUGH drawings / Tusaalooyinka sawirada ROUGH

Rough drawing/sawir qalafsan → up to 25% = ___%

